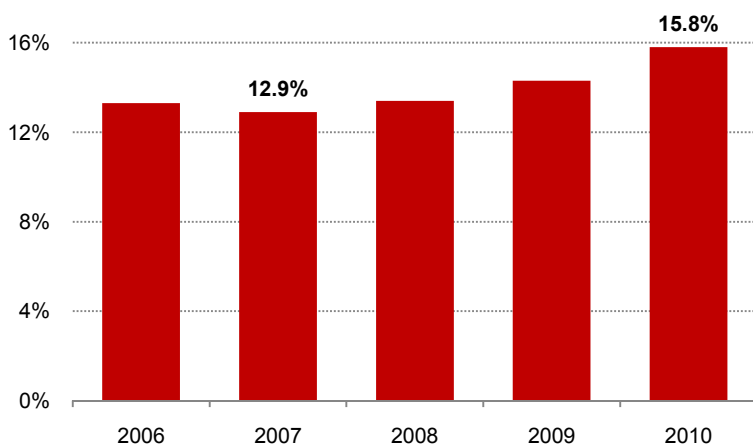


A Graphic View of Poverty in Oregon

More Americans lived in poverty in 2010 than was reported in the official poverty statistics, according to a new, Supplemental Poverty Measure released by the U.S. Census Bureau in early November 2011. The supplemental measure did not include state-level data.

But even under the inadequate, official definition, poverty engulfs a large share of Oregonians. And the social tragedy that is poverty is getting worse.

Poverty Has Been Rising Since Recession Struck

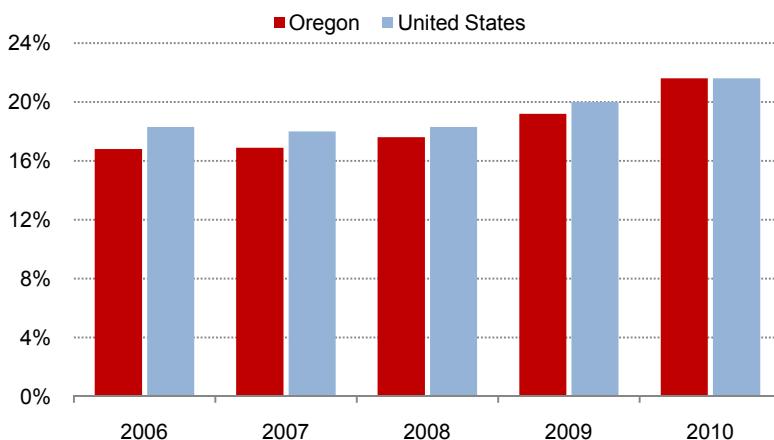


Source: OCPP analysis of American Community Survey data

Since the start of the recession, Oregon's poverty rate has risen every year. In 2007, the year prior to the recession, 12.9 percent of Oregonians lived below the poverty line. By 2010, the poverty rate reached 15.8 percent.

During that period, nearly 120,000 more Oregonians joined the ranks of the poor.

More Than 1 in 5 Oregon Children Live in Poverty



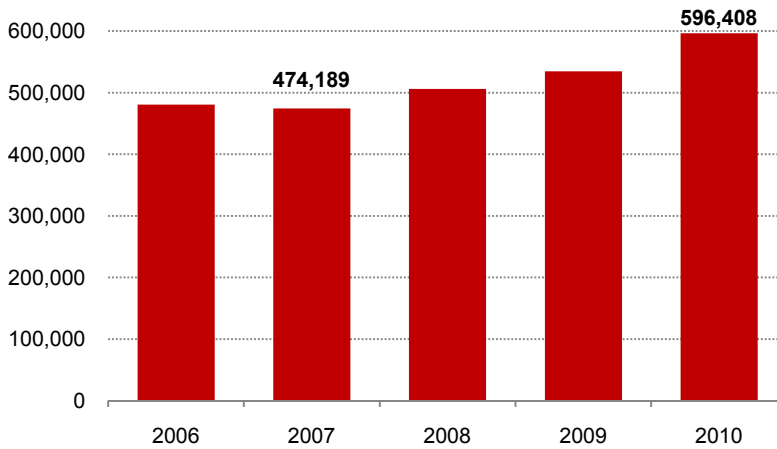
Source: OCPP analysis of American Community Survey data

The share of Oregon children living in poverty has been rising and now exceeds one in five. Specifically, the rate of child poverty in Oregon jumped from 16.9 percent in 2007 to 21.6 percent in 2010.

Oregon's child poverty rate stood below the national average before the start of the recession but recently caught up to the national level.

A Graphic View of Poverty in Oregon

Number of Oregonians in Poverty Now 600,000

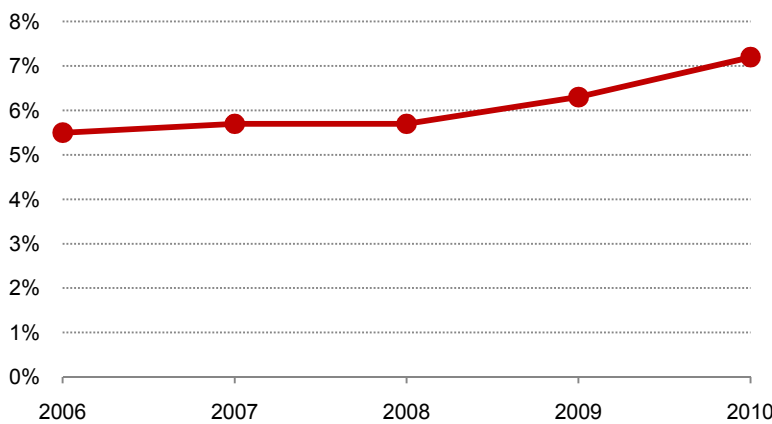


Source: OCPP analysis of American Community Survey data

In 2010, about 600,000 Oregonians lived below the federal poverty threshold — an increase of almost 120,000 since the start of the recession.

To put that total in perspective, the number of Oregonians who are officially poor is about twice the population of Oregon's second and third largest cities, Eugene and Salem, combined (311,303). If Poverty were a city in Oregon, it would be the state's second biggest city.

Share of Oregonians in "Deep Poverty" Increases

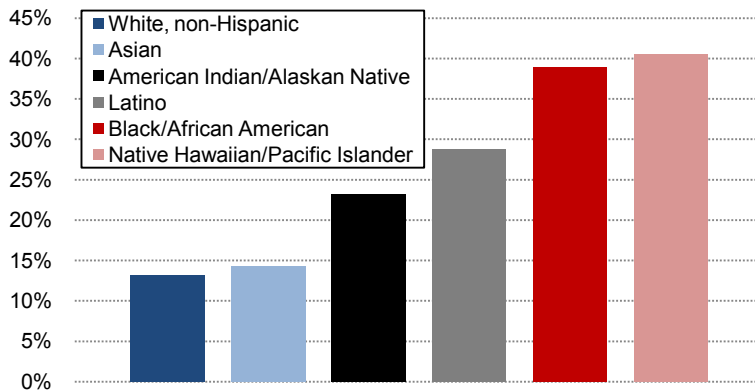


Source: OCPP analysis of American Community Survey data

"Deep poverty" — households with income at less than half of the federal poverty threshold — is also on the rise. In 2007, 5.7 percent of Oregonians lived in deep poverty. In 2010 that share grew to 7.2 percent — about 1 in 14 Oregonians.

How deep is deep poverty? In 2010 a family of three would have had to earn less than \$8,687 to meet the definition of living in deep poverty.

Minority Groups Face Higher Poverty Rates



Note: There is no statistically significant difference between the poverty rate for non-Hispanic whites and the rate for Asians. Differences between poverty rates for all other groups and the rate for non-Hispanic whites are statistically significant at a 90% confidence level.
Source: OCPP analysis of American Community Survey data

As bad as poverty is for Oregon as a whole, it's much worse for Oregonians of color. In 2010, the poverty rate for whites (non-Hispanic) in Oregon was 13.1 percent. By contrast, it was 23.1 percent for Native Americans, 28.8 percent for Latinos, 39.0 percent for African Americans and 40.6 percent for Native Hawaiian/Pacific Islanders. There was no statistically significant difference between the 14.3 percent poverty rate for Asians and the rate for whites.